

Graif á n-úsáid



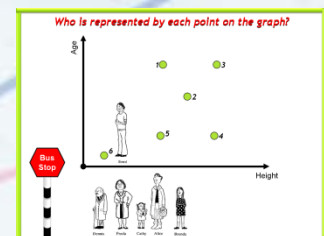
Gaol le siollabas an Teastais Shóisearaigh

Toipic	Cur síos ar an toipic <i>Foghlaimíonn scolairí</i>	Torthaí foghlama <i>Ba chóir go bhféadfadh scoláirí</i>
4.5 Coibhnis gan Foirmlí	Conas graif a úsáid chun feiniméin a chur in iúl go cainníochtúil.	<ul style="list-style-type: none">– Graif ghluaiseachta a iniúchadh– Brí a bhaint as graif chainníochtúla agus teacht ar chonclúidí dá réir– Naisc a dhéanamh idir cruth graif agus scéal feiniméin– Cur síos a dhéanamh ar chainníocht agus ar athrú cainníochta ar ghráf

Beidh staidéar déanta ag scoláirí :

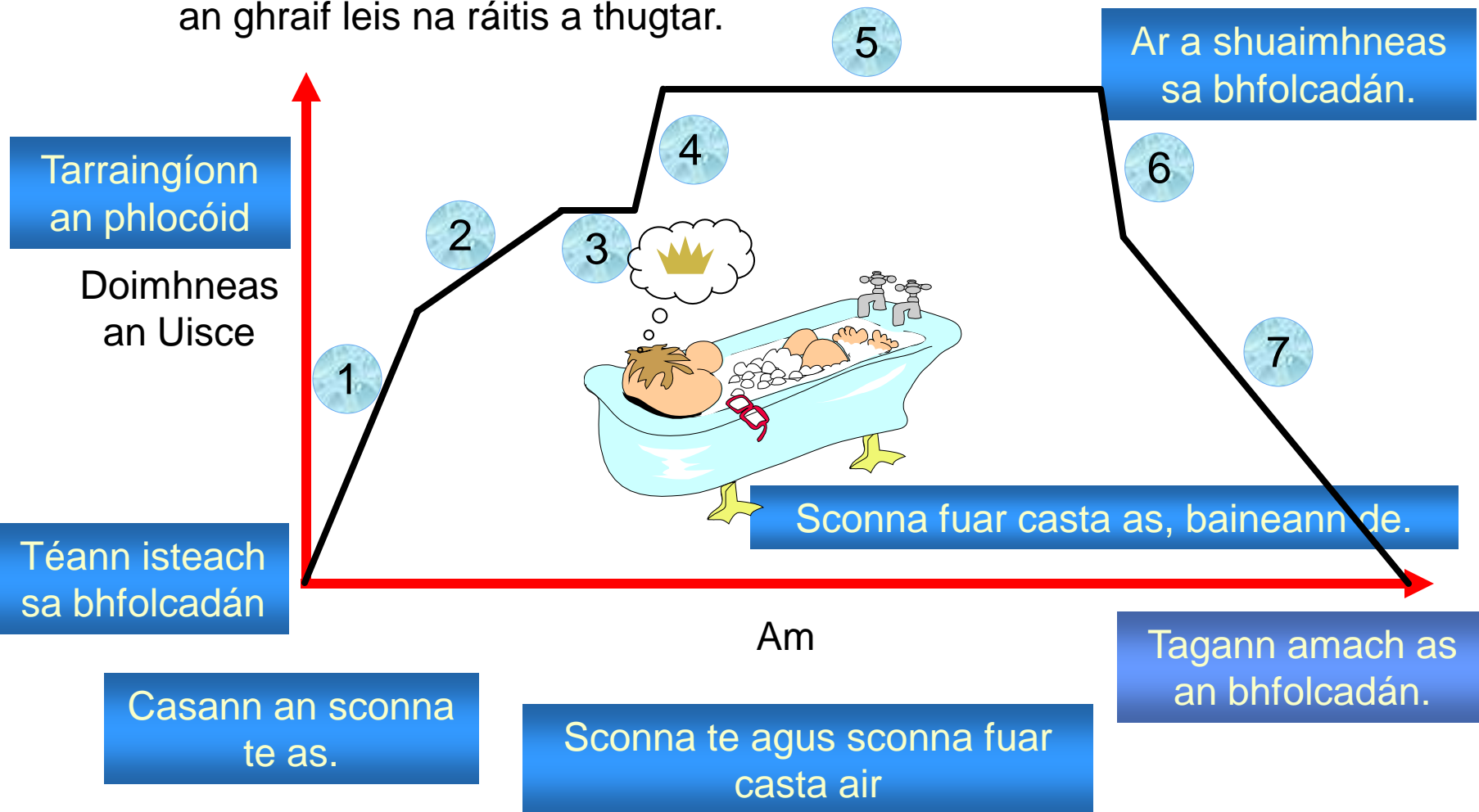
- Ar chomhordanáidí a ghrafadh
- Ar chlaonadh líne
- Ar choincheap an luais mar ‘fad/am’

Tuigfidh siad go mbaintear úsáid as an X-ais agus an Y-ais chun mórán eile athróg a chur in iúl, seachas an dá cheann seo.



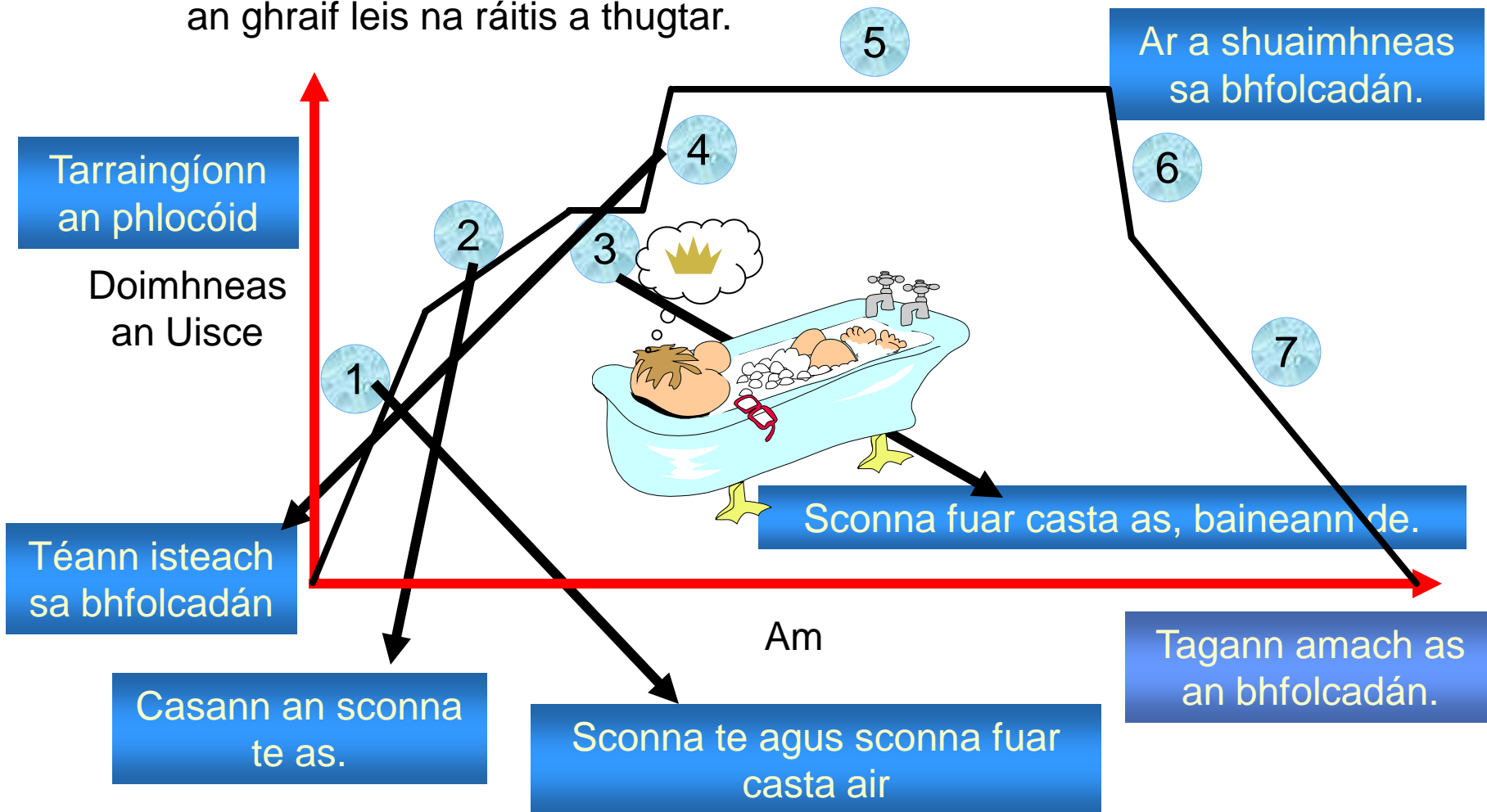
Graif de imthosca sa ghnáthshaol

Léiríonn an graif thíos an t-athrú ar dhoimhneas an uisce agus Archie ag glacadh folctha go moch ar maidin. Meaitseáil codanna difriúla an ghraif leis na ráitis a thugtar.



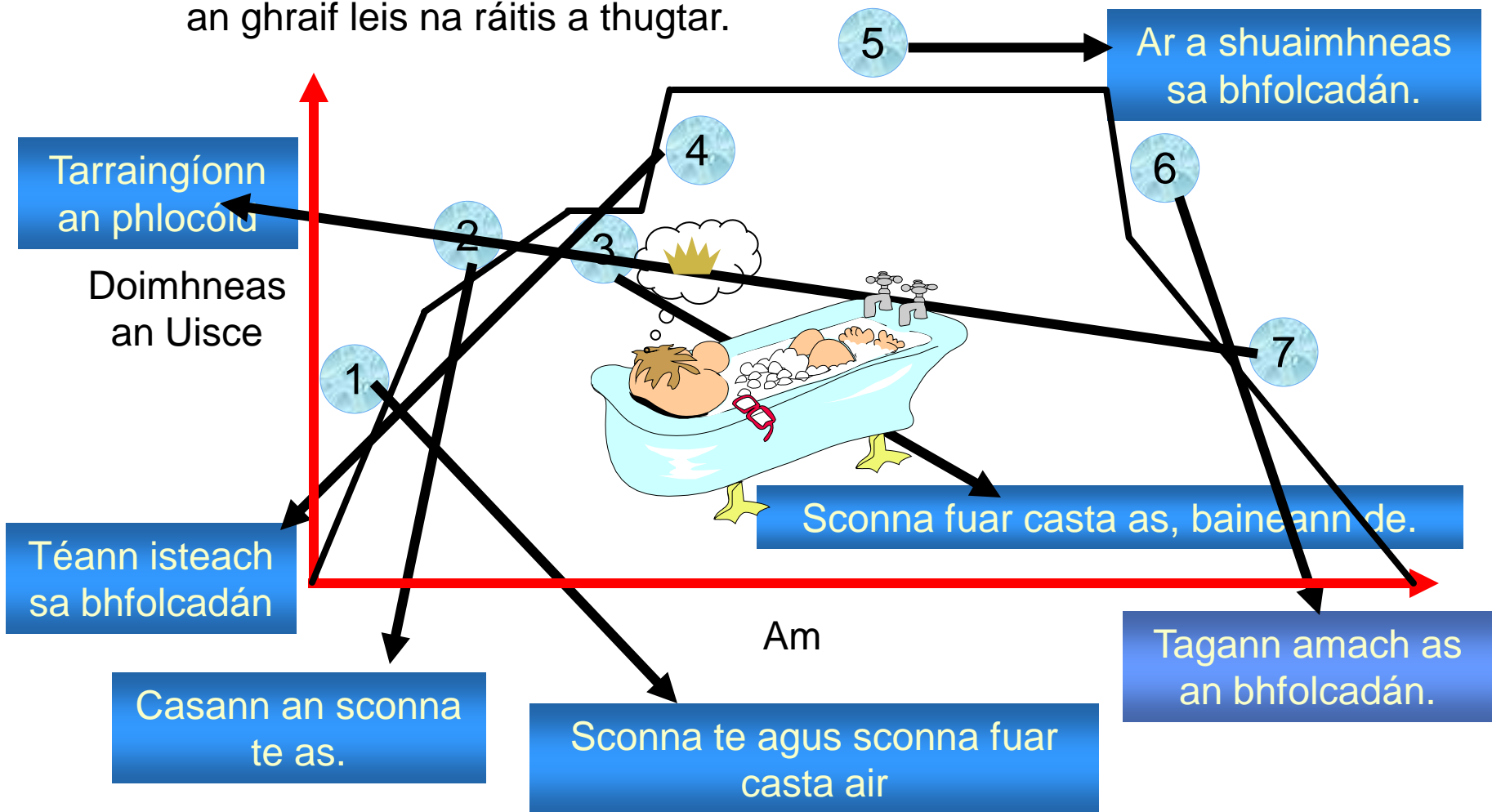
Graif de imthosca sa ghnáthshaol

Léiríonn an graf thíos an t-athrú ar dhoimhneas an uisce agus Archie ag glacadh folctha go moch ar maidin. Meaitseáil codanna difriúla an ghraif leis na ráitis a thugtar.



Graif de imthosca sa ghnáthshaol

Léiríonn an graf thíos an t-athrú ar dhoimhneas an uisce agus Archie ag glacadh folctha go moch ar maidin. Meaitseáil codanna difriúla an ghraif leis na ráitis a thugtar.



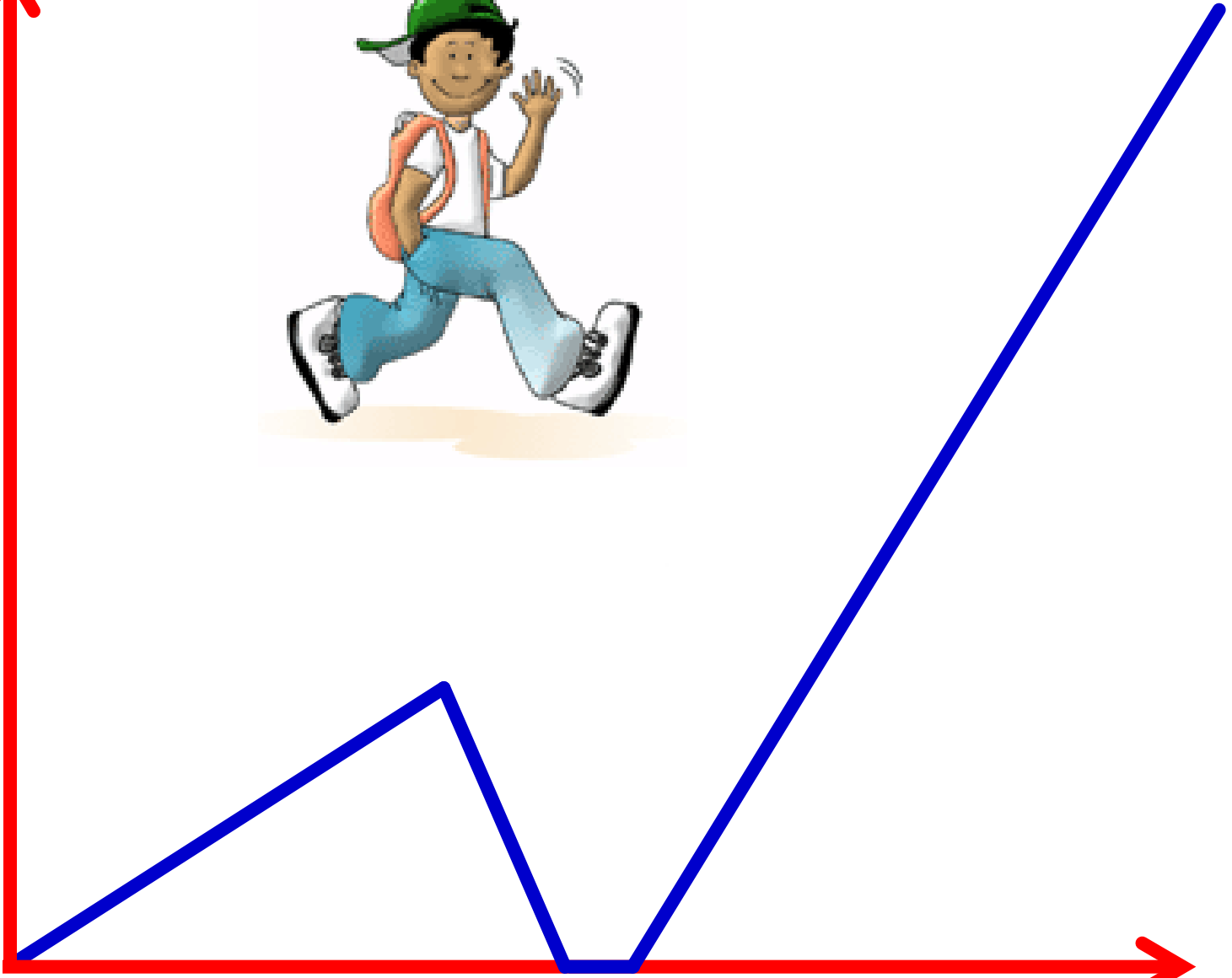
Ag insint scéil

- *Thosaigh mé ag siúl ar scoil go tomhaiste ach ansin rith sé liom go raibh mo chuid leabhar fágtha agam sa bhaile agus bhrostaigh mé ar ais lena bhfáil. Ansin thiomáin mo mháthair ar scoil mé ionas nach mbeinn déanach.*
- **Tarraing graf, le suíomh ón mbaile ar an y-ais agus am ar an x-ais.**

Suíomh, [m]

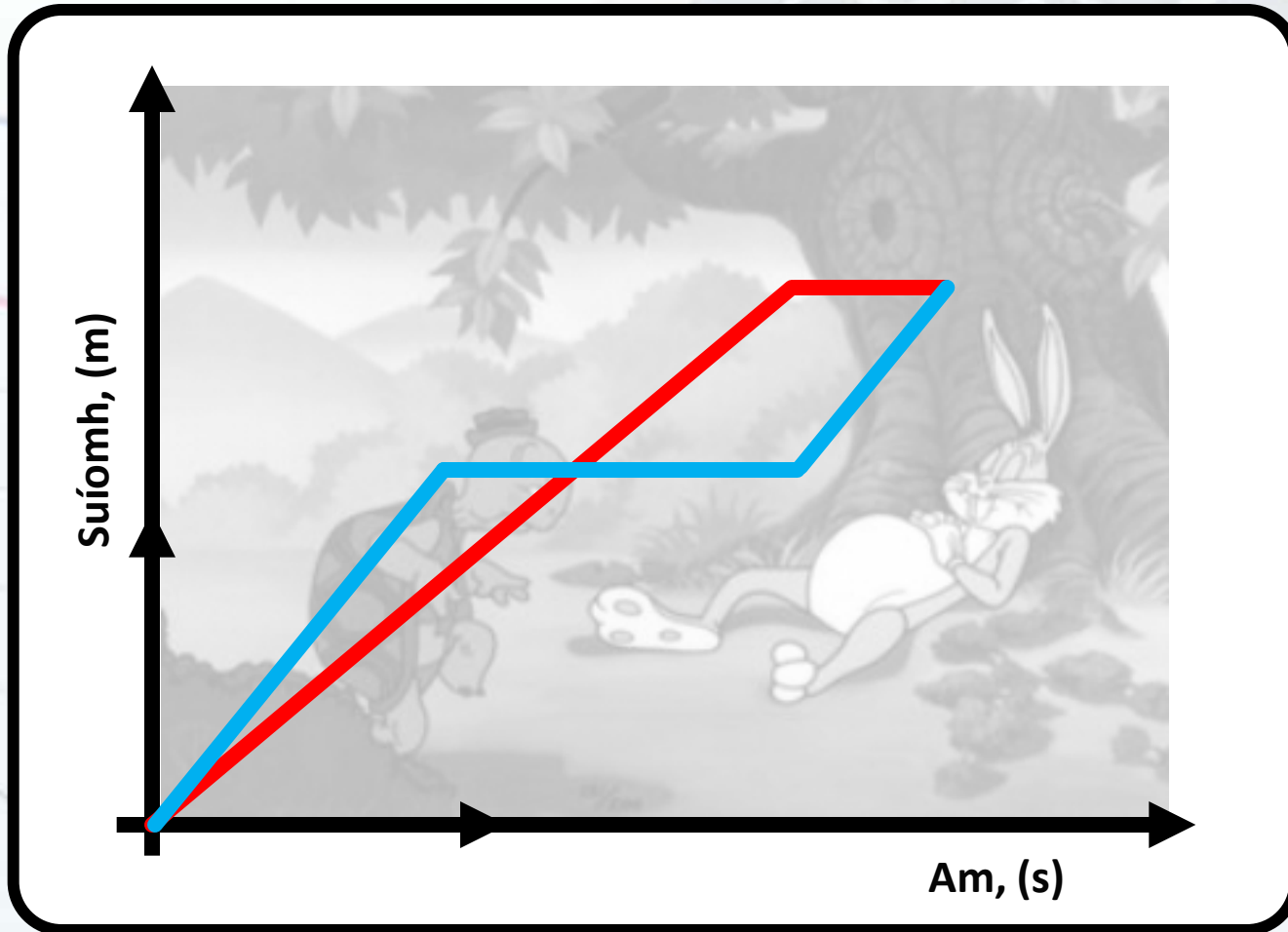


Am, [s]



Ag insint scéil

An cuimhin leat an scéal faoin ngiorria agus an toirtís?
Bain úsáid as an ngraf seo chun an scéal a athinsint:



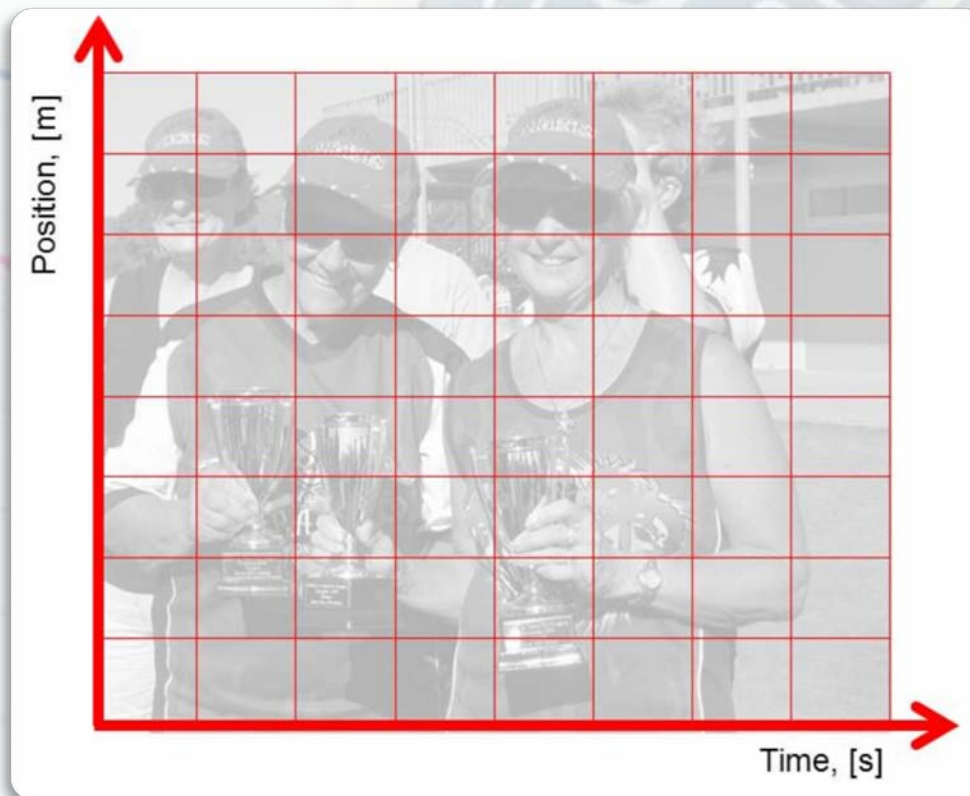
Pléigh é seo i do ghrúpa agus scríobh scéal mar gheall air.

Ag insint scéil

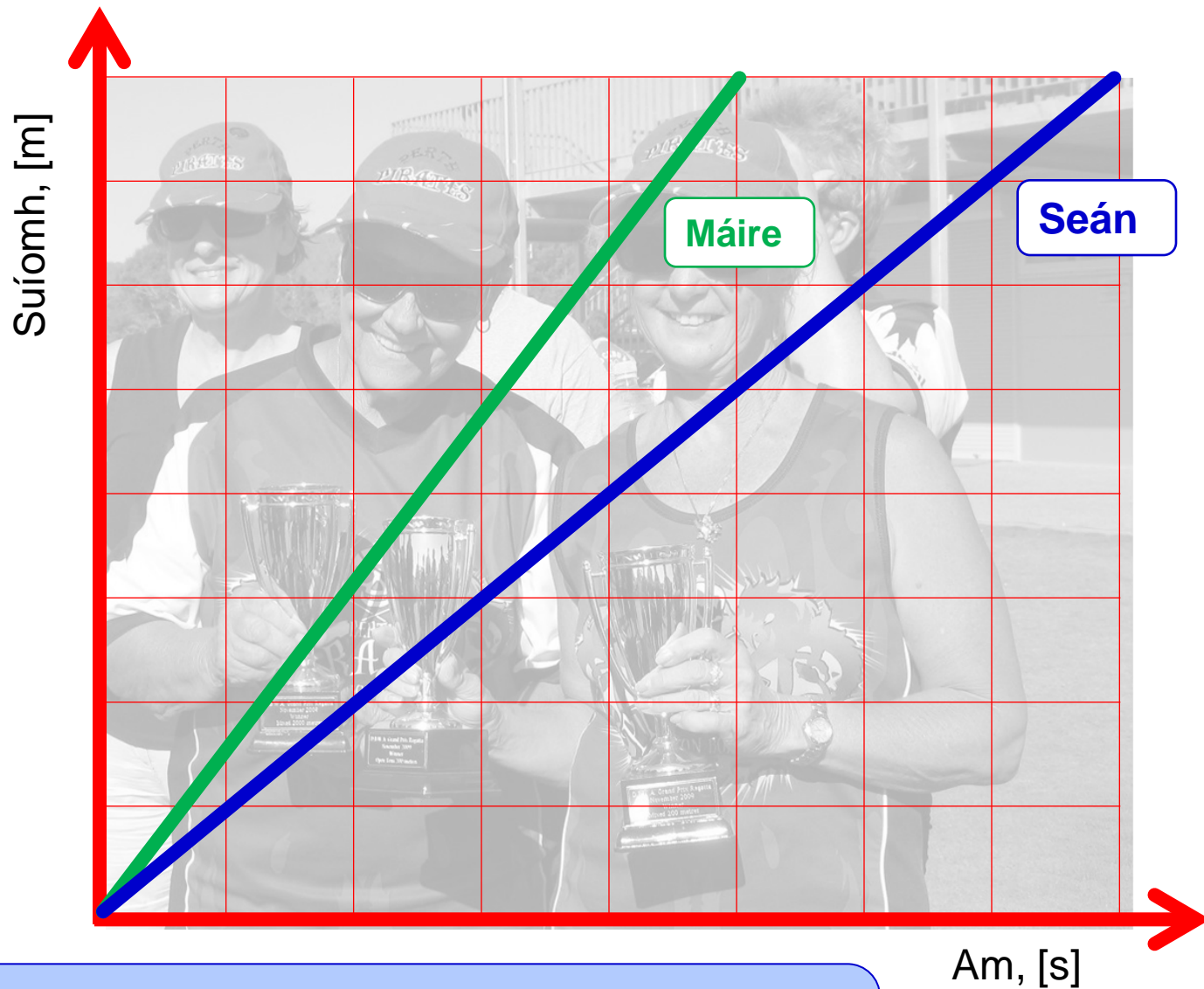
Ritheann Máire agus Seán in aghaidh a chéile i rás 200 méadar.

Is é 25 soicind am Mháire agus is é 40 soicind am Sheáin.

Ag glacadh leis gur rith siad ar ráta seasta tríd síos, tarraing graif lena rití a thaispeáint, ag baint úsáide as foireann amháin scáláí agus aiseanna.



Ríomh luas Mháire agus luas Sheáin. Cé na haonaid a úsáideann tú?
Cé acu graf ina bhfuil an claonadh is mó? Ríomh na claontaí.
Conas a léiríonn na graif gur rith Máire níos tapúla ná Seán?



Ríomh luas Máire agus luas Sheáin . Cé na haonaid a úsáideann tú?
 Cé acu graf ina bhfuil an claonadh is mó ? Ríomh na claontaí.
 Conas a léiríonn na graif gur rith Máire níos tapúla ná Seán?

Cleachtadh ar Ghraif Chomhchosúla

Grúpa 1:

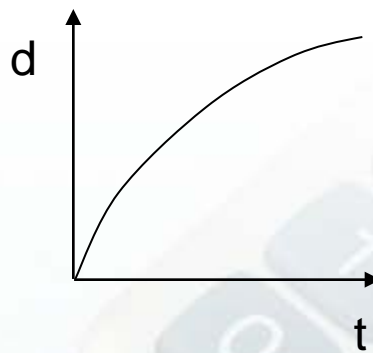
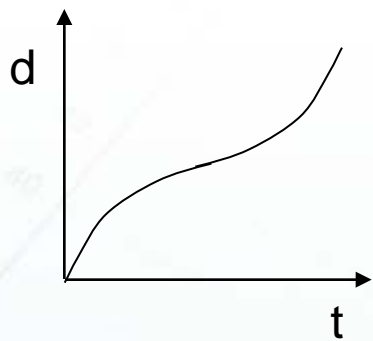
Rogha de ghraif 'fad/am'.

Grúpa 2:

Rogha de ghraif ar imthosca difriúla.

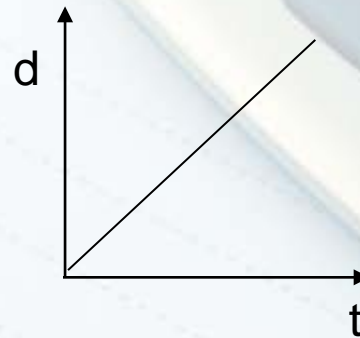
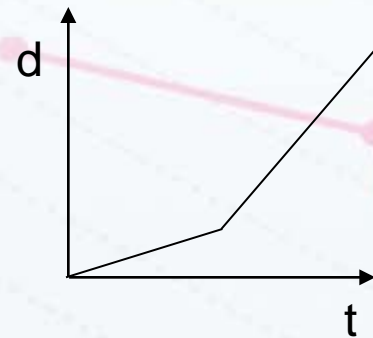
Grúpa 3:

Rogha de ghraif mar a bhfuil soithigh á líonadh ar ráta tairiseach agus iniúchtar doimhneas an uisce le himeacht an ama.



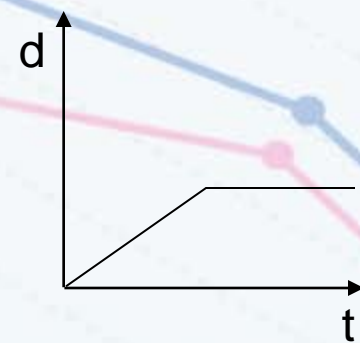
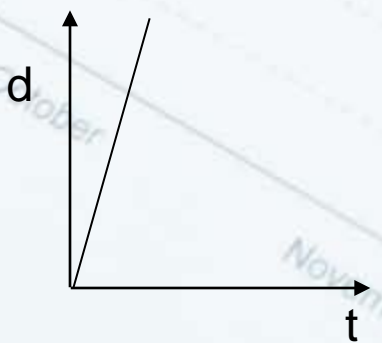
1-A : Ag gluaiseacht ar ráta tomhaiste, tairiseach.

1-B : Ag gluaiseacht ar ráta tapa agus, de réir a chéile, ag gluaiseacht ar ráta níos moille.



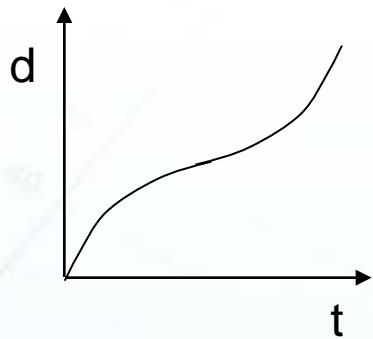
1-C : Ag gluaiseacht ar ráta tapa, seasta.

1-D : Ag gluaiseacht go tapa, ansin ag moilliú beagán, ansin ag dul níos tapúla arís.

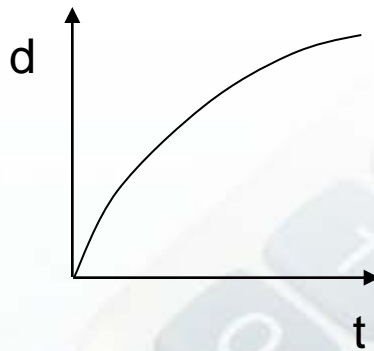


1-E : Ag gluaiseacht ar ráta seasta, ansin stopann ar feadh tamaill.

1-F : Ag gluaiseacht ar ráta mall, agus ansin tapaíonn go mear.



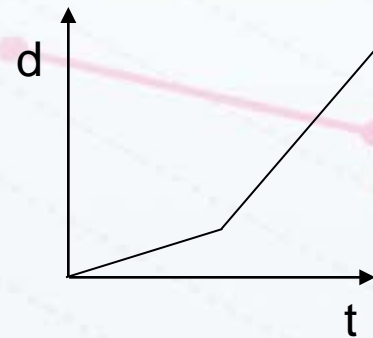
1-1
1-D



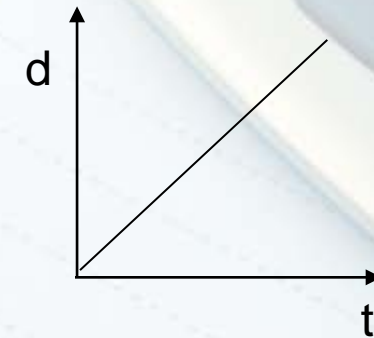
1-2
1-B

1-A : Ag gluaiseacht ar ráta tomhaiste, tairiseach.

1-B : Ag gluaiseacht ar ráta tapa agus, de réir a chéile, ag gluaiseacht ar ráta níos moille.



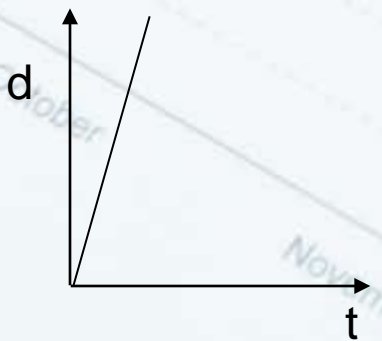
1-3
1-F



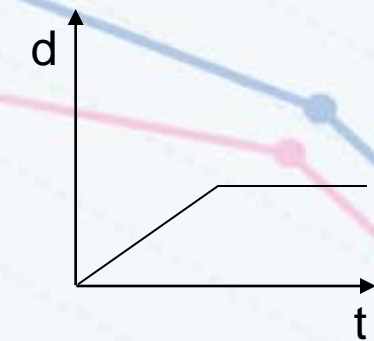
1-4
1-A

1-C : Ag gluaiseacht ar ráta tapa, seasta.

1-D : Ag gluaiseacht go tapa, ansin ag moilliú beagán, ansin ag dul níos tapúla arís.



1-5
1-C

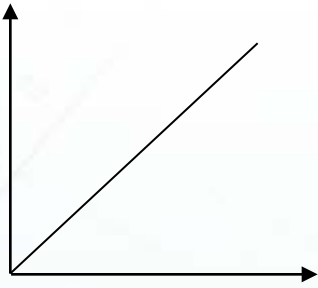


1-6
1-E

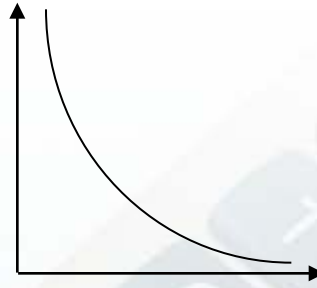
1-E : Ag gluaiseacht ar ráta seasta, ansin stopann ar feadh tamaill.

1-F : Ag gluaiseacht ar ráta mall, agus ansin tapaíonn go mear.

2-1



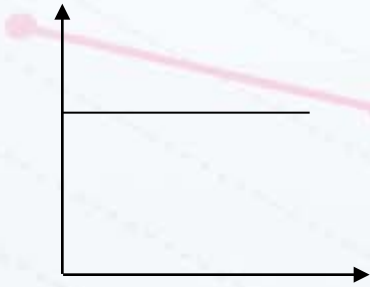
2-2



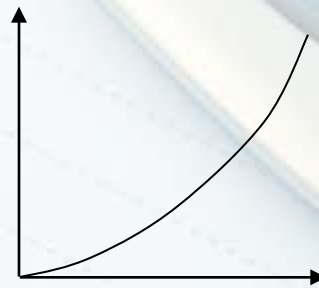
2-A : Léiríonn an graf an costas ar leictreoir a fhostú de réir na huaire, agus táille seasta glaoite amach san áireamh.

2-B : Léiríonn an graf an ceangal idir fad agus leithead dronuilleoige d'achar seasmhach.

2-3




2-4



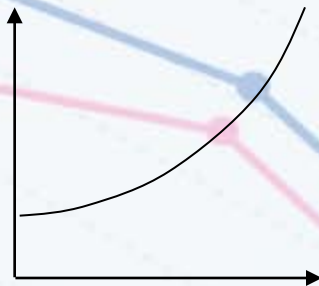
2-C : Léiríonn an graf luas i gcoinne ama do charr atá ag taisteal ar ráta tairiseach.

2-D : Léiríonn an graf achar ciorcail de réir mar a mhéadaíonn ar a gha.

2-5



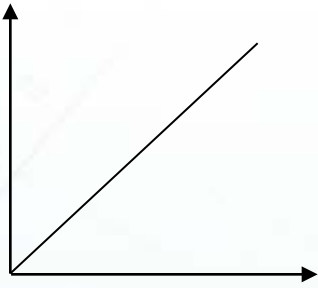
2-6



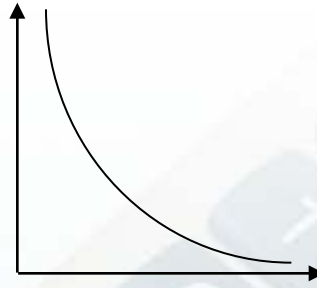
2-E : Léiríonn an graf leithead cearnóige de réir mar a mhéadaítear ar a fad.

2-F : D'fhás an daonra go mall ar dtús ó 1954, ach ansin tháinig fás níos tapúla air.

2-1
2-E



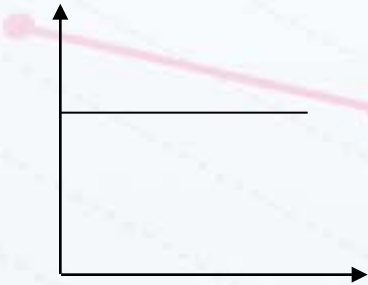
2-2
2-B



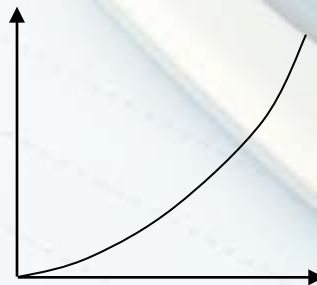
2-A : Léiríonn an graf an costas ar leictreoir a fhostú de réir na huaire, agus táille seasta glaoite amach san áireamh.

2-B : Léiríonn an graf an ceangal idir fad agus leithead dronuilleoige d'achar seasmhach.

2-3
2-C




2-4
2-D



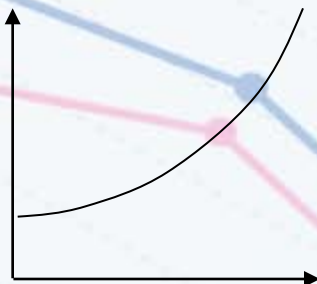
2-C : Léiríonn an graf luas i gcoinne ama do charr atá ag taisteal ar ráta tairiseach.

2-D : Léiríonn an graf achar ciorcail de réir mar a mhéadaíonn ar a gha.

2-5
2-A

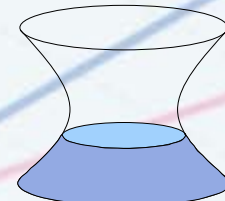
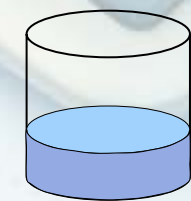
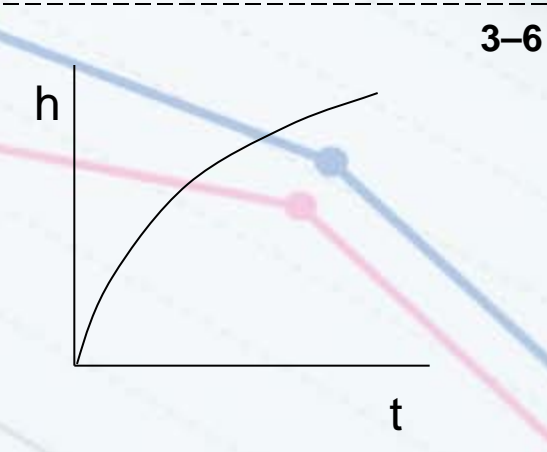
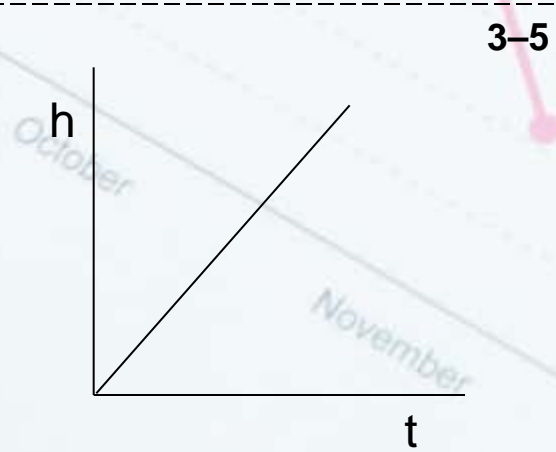
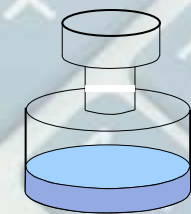
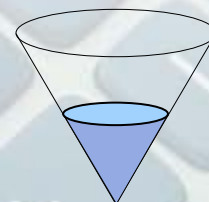
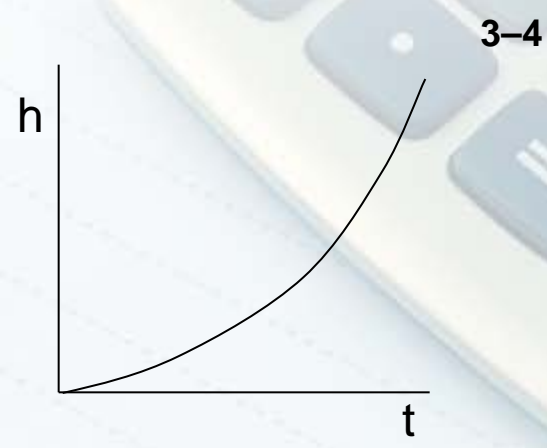
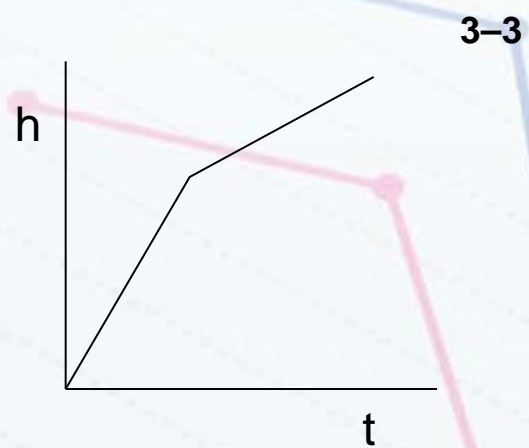
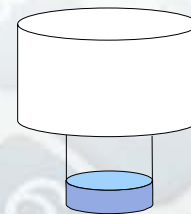
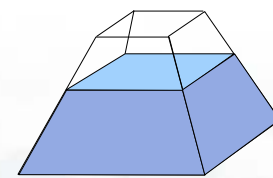
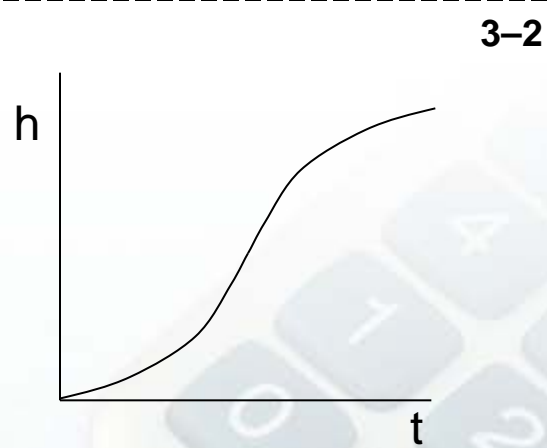
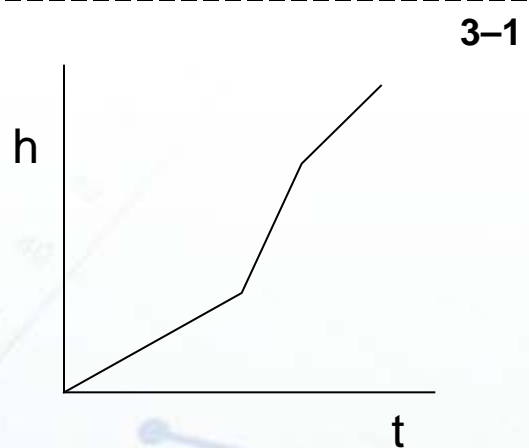


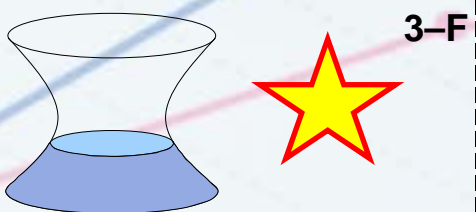
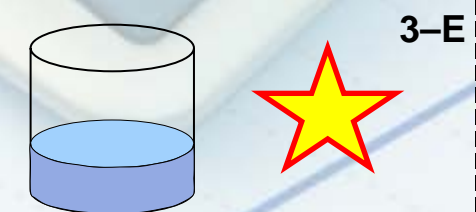
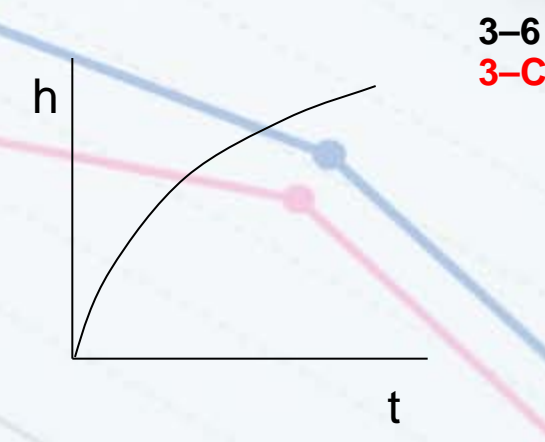
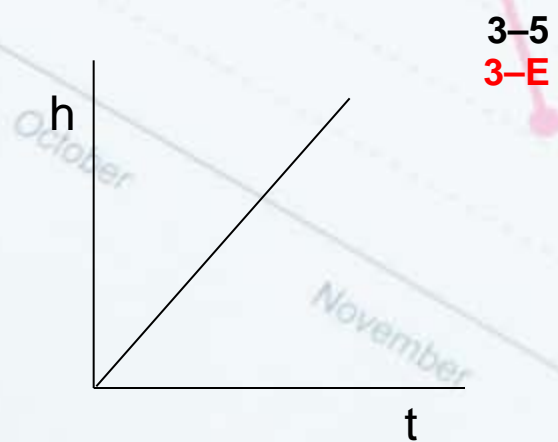
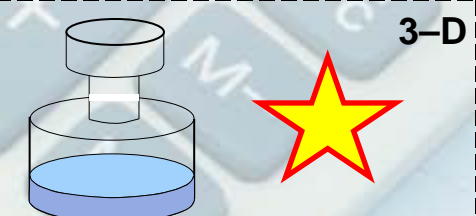

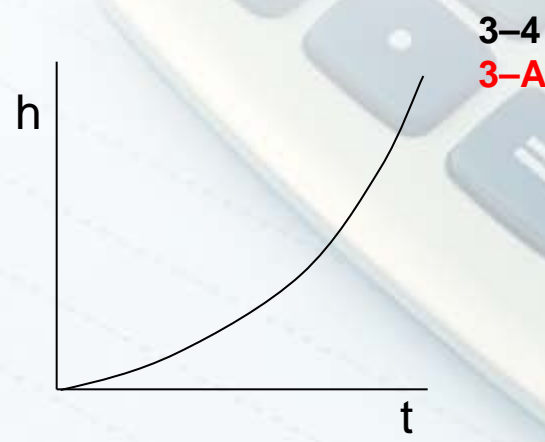
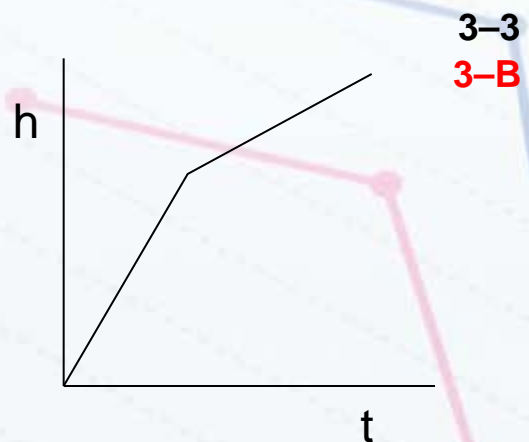
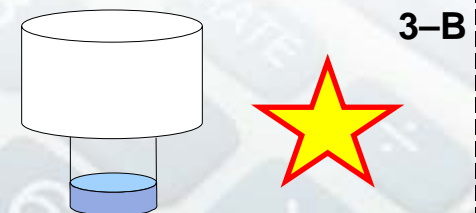
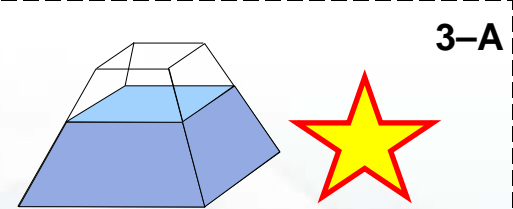
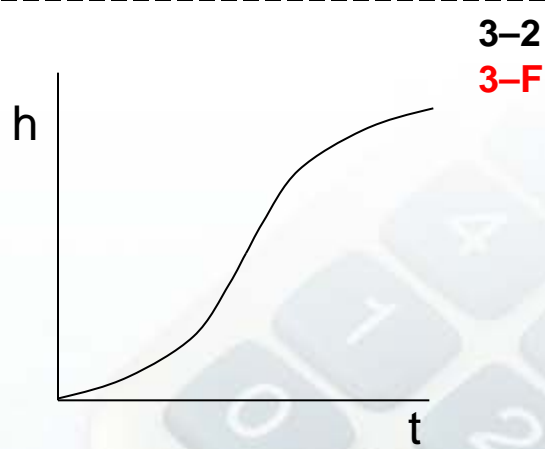
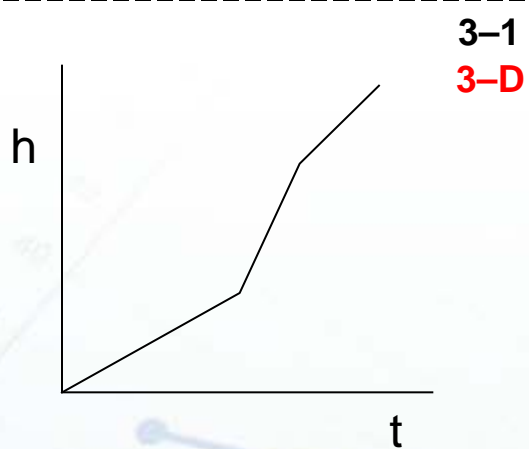
2-6
2-F



2-E : Léiríonn an graf leithead cearnóige de réir mar a mhéadaítear ar a fad.

2-F : D'fhás an daonra go mall ar dtús ó 1954, ach ansin tháinig fás níos tapúla air.





Braiteoir Go!Motion

